


# The Symbol of Excellence



Industries Inc.



CP-711 FL shown with a 4 cubic yard capacity, front load container, and optional side load dog house hopper.

## Combo-Pac Commercial Compactor/Container System

### Model CP-711

### 3/4 cu. yd. Stationary Compactor

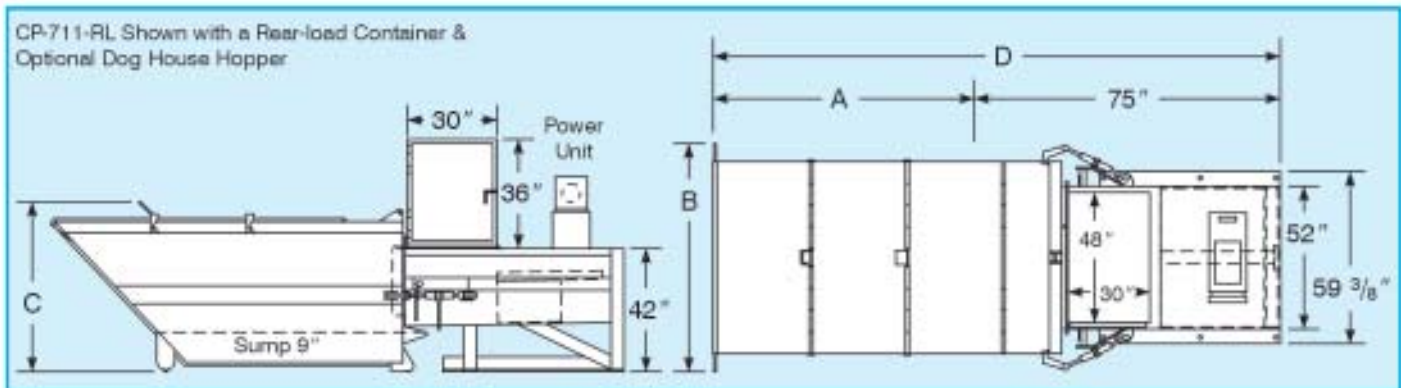
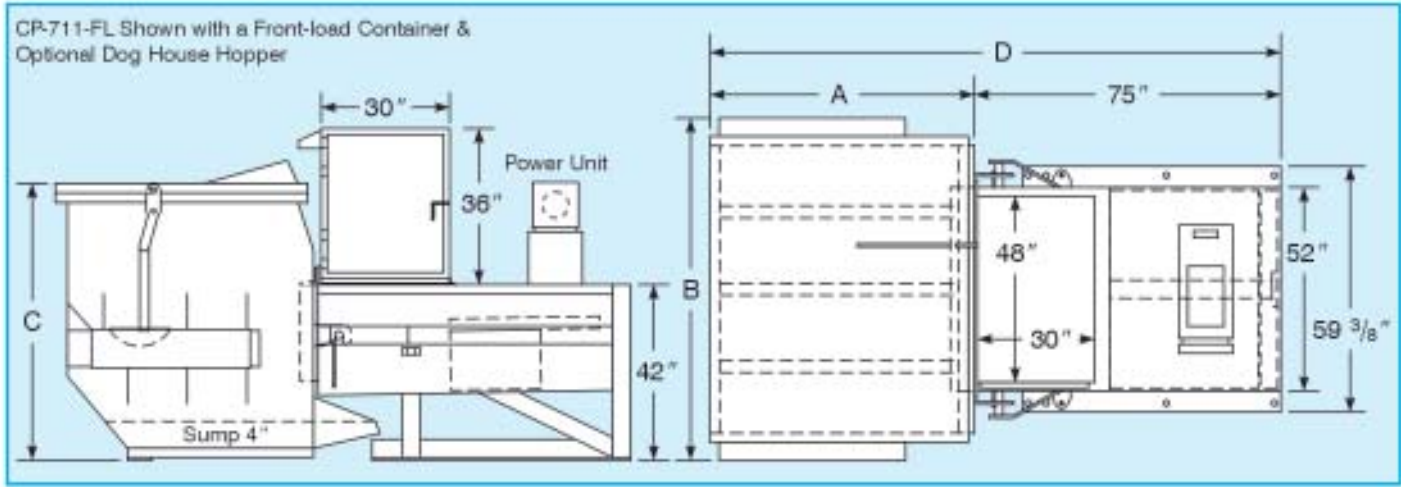
- Compaction force of a stationary compactor that fits in areas with limited available space. CP-711-FL4 or FL6 requires only an 8' x 12' operation area.
- Container Sizes in 4, 6 and 8 cubic yard capacity front load or rear load styles
- Spill lip on the container catches waste that can fall from the compaction chamber when the container is removed. The result is a cleaner waste handling area.
- Front load containers are equipped with an easy latching system for attaching or removing the container to the compactor and an automatic lid locking/unlocking system when emptying the container.
- Rear load containers are attached to the compactor with ratchet binders and the lid is fastened with manual drop hooks.
- Reduce Hauling Costs - Compacting waste into front or rear load containers means fewer pick-ups by the refuse hauler at your facility.
- Reduce Employee Labor - Use the compactor instead of your employees to break down bulky refuse.
- Reduce employee pilferage with a security chute system.
- 46.5" x 30" Clear Top Opening.
- Engineering services for system designs that meet your individualized needs.
- American Manufacturer Electrical and Hydraulic Components - Specified for dependability, serviceability and nationwide availability.
- Outperforms and outlasts all other stationary compactors in its class.
- Industry's leading Warranty
  - Three Years Ram and Frame Weldment
  - One Year Electrical and Hydraulic Components Parts and Labor
- Meets or Exceeds Current ANSI Z245 Safety Standards for Stationary Compactors.

Printed On Recycled Paper

*We Build Equipment the Old Fashioned Way — "WITH PRIDE"*

Compactor Model	Mrfs Rating (cu. yds.)	WASTEC Type Rating (cu. yds.)	Clear Top Opening (In.)		Chamber Length (In.)	Ram Stroke (In.)	Ram Penetration (In.)	Force Rating (Ram PSI at stated forces lbs.)		Hydraulic Syst. Pressure PSI		Ram Face (in.)		Volume Displacement (cu yds per hr)	Motor H.P.	Cycle Time (sec.)	Discharge Opening (in.)			Base Unit Weight (lbs.)
			Length	Width				Normal	Maximum	Normal	Max.	Width	Height				Width	Height	From Gnd.	
CP-711	.75	.56	30	46.5	30.5	36	5.5	20/17,300	22.2/19,200	1800	2000	48	18	75	5	27	48	23	18.75	2,335*

\* Weight includes compactor only. See container dimension chart for container weight.



### Standard Features

- **Frame:** Floor 3/8" Ram: Face 3/8"  
Side 3/16" Floor 3/8"  
Breaker Bar Top 3/16"  
L8" x 6" x 1" Sides 3/16"
- Removable Access Panels
- Weatherhood/Safety Panels
- Choice of Front or Rear Load Container
  - Automatic Container Locking System and Lid Latching Mechanism with a Front Load Container
  - Ratchet Binder/Hooks with a Rear Load Container
- Power Unit Mounted on Rear of Compactor
- Reservoir: 15 Gallon Capacity
- Oil - Suitable for Wide Temperature Range
- Oil Sight Gauge w/Thermometer
- Pump: 6 GPM, Constant Displacement Vane Type
- Cylinder: 3.5" Bore x 2" Rod x 36" Stroke
- UL Listed Electrical Components
- Motor: 5 HP Tri-Volt 3 PH
- Controls In Main Panel:
  - Automatic Multicycle
  - Automatic Safety Retract
  - Full/Jam Automatic Shut-off w/Indicator
  - Key Lock On/Off Switch
  - Pull-To-Start/Emergency Push-To-Stop Button

### Optional Features

- Decks 750# Capacity
- Safety Handrails
- Safety Gate w/Interlock
- Side or Rear Load Hopper
- Enclosed Hopper with Door
- Security Chute (Side or Rear)
- Safety Interlock System
- Deodorizer Spray System
- UL Certified Panel
- Photo Electric Start System
- Jog Controls
- Advance Full Load Indicator
- TEFC Motor
- Low Oil Indicator with Shut-off
- Thermo Oil Heater
- Power Unit Weather Cover
- Ratchet Binders and Hooks (Optional w/a Front Load Container)

### Ask Your Local Dealer For Additional Options

**CAUTION!** This equipment Should Be Operated By Properly Trained Personnel. Improper Use, Misuse or Lack of maintenance could cause injury to people and/or property. Photos used in this brochure are illustrative only. Due to its commitment to quality, SP Industries' specifications are subject to change without notice to accommodate improvements to its equipment. Information contained within this literature is intended to be the most accurate available at the time of printing.

### Container Dimensions and Overall Length

#### Front Load

Capacity	A	B	C	D	Weight
4	54	80	55	129	1440
6	62	80	68	137	1665
8	74	80	82	149	1860

#### Rear Load

4	94	77.5	58	169	1600
6	128	77.5	58	203	1790
8	162	77.5	58	237	2250



ENVIRONMENTAL INDUSTRY ASSOCIATIONS

Distributed by:



**SP Industries, Inc.**  
2982 Jefferson Road  
Hopkins, MI 49328  
www.sp-industries.com

**Phone: 800-592-5959**  
In Mich.: (269) 793-3232  
Fax: (269) 793-7451  
E-mail: info@sp-industries.com