



ISPI Industries, Inc.
Systems that Work!

Self-contained Roll-off Compactor / Containers



SCS-2235



ENVIRONMENTAL INDUSTRY
ASSOCIATION



NFIB
The Voice of Small Business®



Institute of
Scrap Recycling
Industries, Inc.
Voice of the Recycling Industry



Mini-SCS system with truncated container



SCS model with raised compactor

- Unitized construction & adjustable door with seal retains high-liquid waste.
- Controls and reduces odor / pest problems.
- Available with 1.5 or 2 cu. yd. capacity compactor.
- Available in 16', 18', 20', 22', and 24' lengths.
- Customized loading applications with security chutes, hoppers, and decks.
- Customized designs available including space saving narrow or short container construction.
- Remote power unit.
- Secure safety door locking system with catch and cam locked, ratchet load binder.
- Oil spill pan positioned under hydraulic disconnect maintains a clean, safe working area.
- Container inspection/fire port standard.
- Double end pick-up on standard universal and deadlift understructures.
- Nylatron ram guide system.
- Conforms to current ANSI Z245 Standards.
- Industry's leading warranty program.

Specifications

Compactor Specifications

| Model | SC | SCS |
|--|-------------|-------------|
| Mfr's Rating (cu. yds.) | 1.5 | 2 |
| WASTEC Type Rating (cubic yards) | 1.03 | 1.57 |
| Clear Top Opening (in.) | | |
| Length | 31 | 40 |
| Width | 58 | 56.5 |
| Chamber Length (in.) | 32 | 42 |
| Ram Stroke (inches) | 42 | 46.5 |
| Ram Penetration (in.) | 10 | 5.5 |
| Force Rating (Ram PSI at Stated Forces/Lbs.) | 29.5/44,200 | 27.6/49,200 |
| Hydraulic System Pressure | 2,250 | 2,250 |
| Ram Face (inches) | | |
| Width | 60 | 59.5 |
| Height | 25 | 30 |
| Cycle Time (seconds) | 38 | 36 |
| Volume Displacement (cubic yards/hour) | 99 | 158 |
| Motor H.P. | 10 | 10 |
| Pump Volume G.P.M. | 10 | 10 |
| Oil Reservoir (gallons) | 25 | 25 |

Material Specifications

| Model | SC | SCS |
|---------------------------------|---|---|
| Compactor Frame | | |
| Floor Plate | 3/8" 1045/AR 235 | 3/8" 1045/AR 235 |
| Floor Plate Supports | TS 2" x 2" x 3/16" Bar 2" x 1/2" | TS 2" x 2" x 3/16" Bar 2" x 1/2" |
| Side Plates | 1/4" | 1/4" |
| Side Supports | 6" x 2-1/2" 10 GA Formed Channel | 6" x 2-1/2" 10 GA Formed Channel |
| Breaker Bar | L 6" x 6" x 1/2" & TS 2" x 6" x 1/4" w/Retainer Teeth | L 6" x 6" x 1/2" & TS 2" x 6" x 1/4" w/Retainer Teeth |
| Ram Hold Down Bars | 1" x 1-1/2" Bar | 1" x 1-1/2" Bar |
| Ram | | |
| Face Plate | 1/2" | 1/2" |
| Floor Plate | 1/2" | 1/2" |
| Side Plates | 1/4" | 1/4" |
| Top Plate | 1/4" | 1/4" |
| Top Plate Supports | C 4" x 5.4# | C 4" x 5.4# |
| Container | | |
| Floor & Side Plate | 7 GA | 7 GA |
| Floor Supports (on 20" Centers) | C 3" x 4.1# | C 3" x 4.1# |
| Roof Plate | 10 GA | 10 GA |
| Main Rails | TS 2" x 6" x 1/4" | TS 2" x 6" x 1/4" |
| Bull Nose | 1-1/4" Solid Steel Burn-out | 1-1/4" Solid Steel Burn-out |
| Wheels (4 total) | 5" W x 6-5/8" D | 5" W x 6-5/8" D |

Standard Controls & Features

Cylinder(s): SC - (1) 5" Bore x 2-1/2" Rod x 42" Stroke
SCS - (2) 4" Bore x 2-1/2" Rod x 34" Stroke

Automatic Multicycle System
Multi Minute Cycle Timer

Panel Mounted: Key Locked Start Button
Emergency Stop Button
Reverse Button

Tri-volt Selection (208, 230 or 460, 3 Phase)
Pressure Switch Soft-shift System
Monitor Gauge (Advance Full/Full Load Warning Pressure Gauge)
Oil Suitable for Wide Temperature Range (-40° F Pour Point)
10' Hydraulic Hoses with Quick Disconnects
Provisions for Quick Disconnects Mounted on Left and Right Hand Sides
Oil Spill Pan Mounted Under Both Quick Disconnect Locations
Oil Level Gauge with Thermometer
10' Power Supply Cable
Removable Compactor Access Panel
Nylatron Ram Guide System
Octagon Container
Rear Container Door: Full Seal
Ratchet Locking System
Heavy Duty Adjustable Hinge System

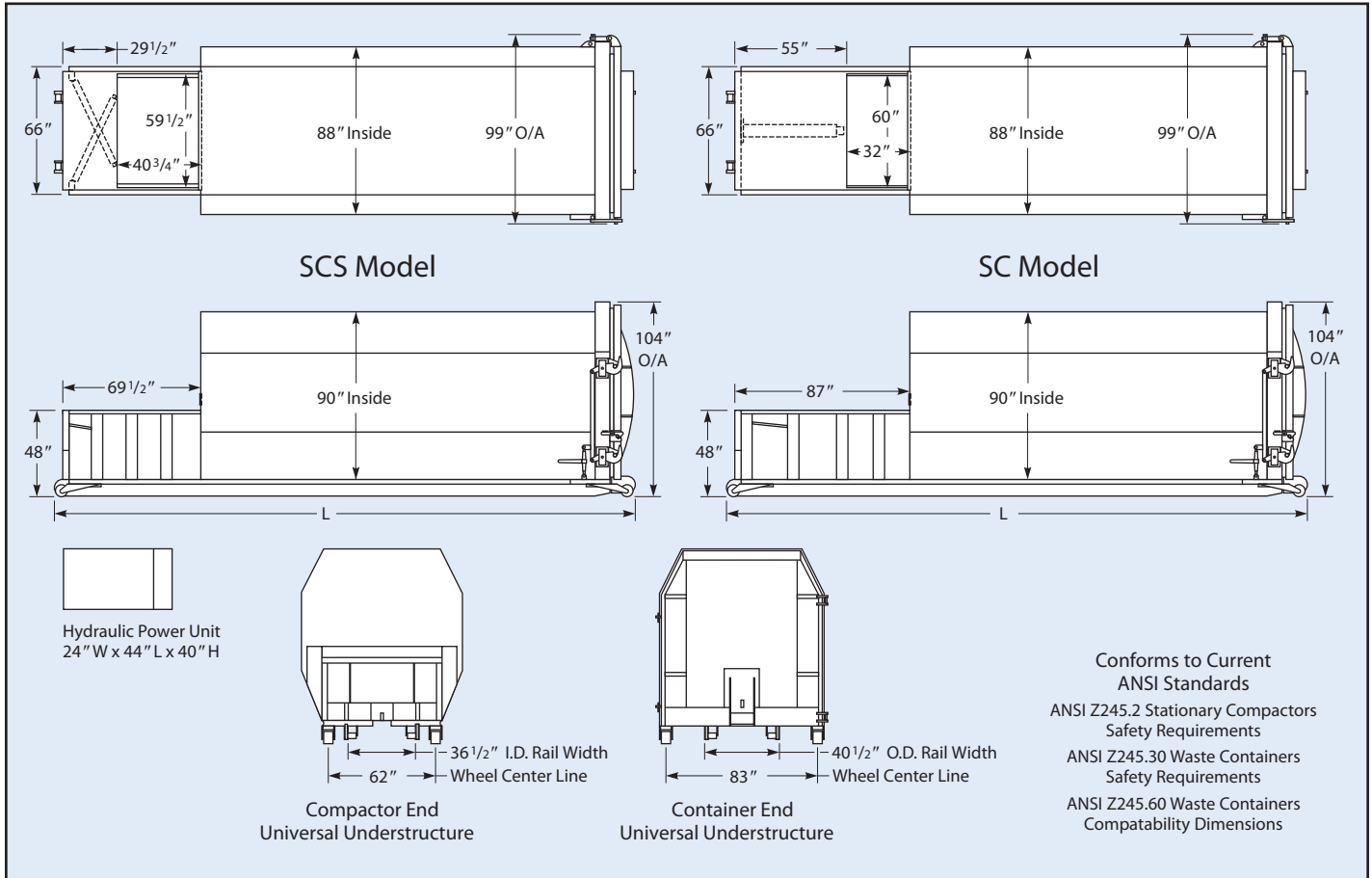
Four Wheels with Grease Fittings
Universal or Deadlift Understructure with Double End Pick-up
Container Inspection Port

Optional Features

Remote Control Station with 10' Cable
Keyed Jog Controls
Advance Full Load Indicator
Low/Hot Oil Indicator Light with Shut-off
Thermo Oil Heater
TEFC Motor
Deodorizer or Disinfectant Spray System
Power Unit Cover with Lockable Door
Walk-on and Heavy Duty Decks
Safety Hand and Toe Rails
Rear or Side Load Hoppers
Rear or Side Load Security Chutes
Dog House Hoppers with Interlocked Door(s)
Container Centering Guide
Rectangular or Special Container Style
Double End Pick-up for Dempster and Hooklift Understructures
Special Understructures
Special Shortened or Cut-down Container
Wear Strips on Main Rails
Heavy 6" x 2" x 3/8" Main Rails
Low Profile Compactor

Contact Your Local Representative for Additional Options

Specifications




| Model | SC 1619 | SC 1822 | SC 2026 | SC 2231 | SC 2435 | SCS 1623 | SCS 1827 | SCS 2031 | SCS 2235 | SCS 2439 |
|--|------------|------------|------------|------------|------------|-------------|-------------|-------------|-------------|-------------|
| Capacity - Cubic Yards** | 19 | 23 | 27 | 31 | 35 | 23 | 27 | 31 | 35 | 39 |
| Compactor & Container - O/A Length (L)* | | | | | | | | | | |
| Universal Understructure | 18' 4-1/2" | 20' 4-1/2" | 22' 4-1/2" | 24' 4-1/2" | 26' 4-1/2" | 18' 4-1/2" | 20' 4-1/2" | 22' 4-1/2" | 24' 4-1/2" | 26' 4-1/2" |
| Deadlift Understructure | 18' 7" | 20' 7" | 22' 7" | 24' 7" | 26' 7" | 18' 7" | 20' 7" | 22' 7" | 24' 7" | 26' 7" |
| Hooklift Understructure | 19' 3" | 21' 3" | 23' 3" | 25' 3" | 27' 3" | 19' 3" | 21' 3" | 23' 3" | 25' 3" | 27' 3" |
| Hooklift Understructure w/Fold-down, Compactor End Hook | 19' 5" | 21' 5" | 23' 5" | 25' 5" | 27' 5" | 19' 5" | 21' 5" | 23' 5" | 25' 5" | 27' 5" |
| Compactor & Container - Weight (Lbs.) | 9,650 | 9,960 | 10,630 | 11,300 | 11,970 | 9,140 | 9,810 | 10,480 | 11,150 | 11,820 |
| Remote Power Unit with Oil - Weight (Lbs.) | 550 | 550 | 550 | 550 | 550 | 550 | 550 | 550 | 550 | 550 |

* Check that the overall length of the unit does not exceed the maximum length that the hoist can haul.
Special understructures may change the overall length of the machine, check with the factory for confirmation.

** A frame pull understructure is available. It will reduce the length of the unit by 10" and the capacity by approximately 1.3 cubic yards.

!CAUTION! This equipment should be operated by properly trained personnel. Improper use, misuse or lack of maintenance could cause injury to people and/or property. Photos used in this brochure are illustrative only. Due to its commitment to quality SP Industries' specifications are subject to change without notice to accommodate improvements to its equipment. Information contained within this literature is intended to be the most accurate available at the time of printing.

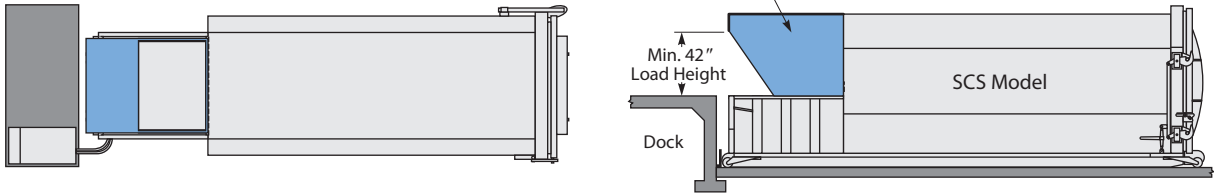


The remote power unit can be placed in any convenient location for protection from weather, accidents, and vandalism. All electrical components are UL listed.

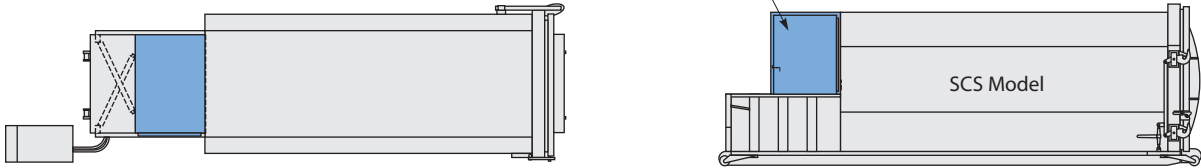


Typical Installations

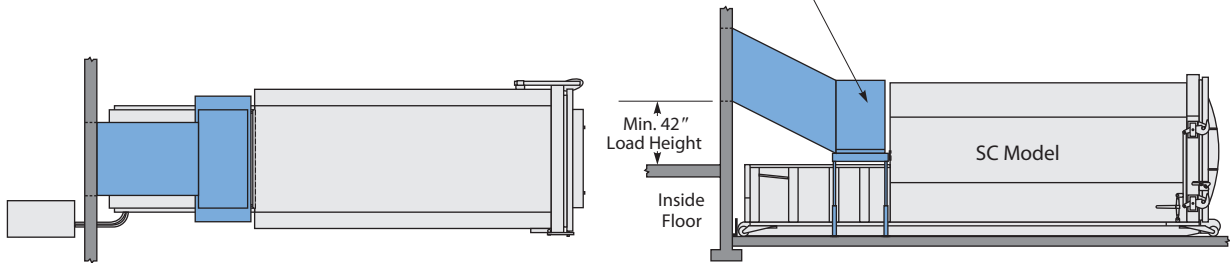
Rear Load Hopper w/42" Load Lip
Extended to the Rear of the Compactor



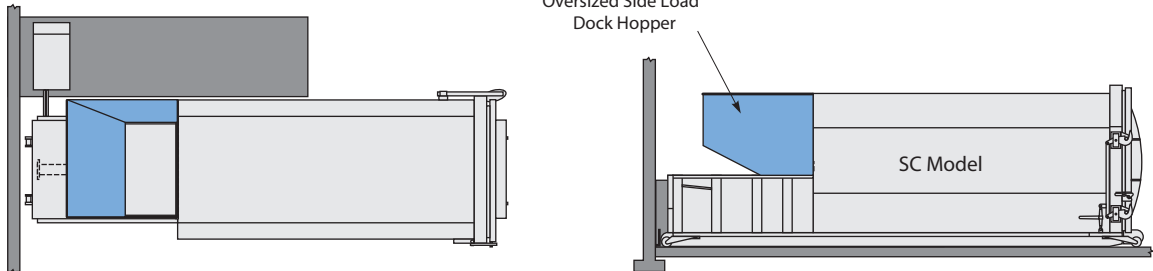
Side Load Dog House Hopper
with Safety Interlock Door



Rear Load Bridge Chute
with Safety Interlock Door



Oversized Side Load
Dock Hopper



Distributed By:



We are Social!



SP INDUSTRIES, INC.
2982 Jefferson Road
Hopkins, MI 49328

Phone: 800.592.5959 or 269.793.3232
Fax: 269.793.3232
Web: www.sp-industries.com
Email: sp_industries_inc@sp-industries.com